

STANDARD MATERIALS AND CONSTRUCTION

- FRAME:** 18-GA. galvanized steel.
- BLADE:** 18-GA. galvanized steel. Blades approximately 6 1/16" on centers.
- SCREEN:** (When indicated)
1/2" sq. mesh, 19-GA. galvanized steel (.041").
- CONSTRUCTION:** Riveted and/or welded, full jambs with blades, head and sill contained within.

OPTIONS

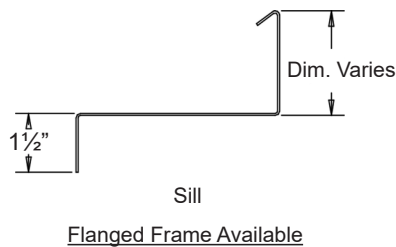
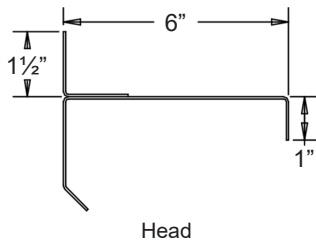
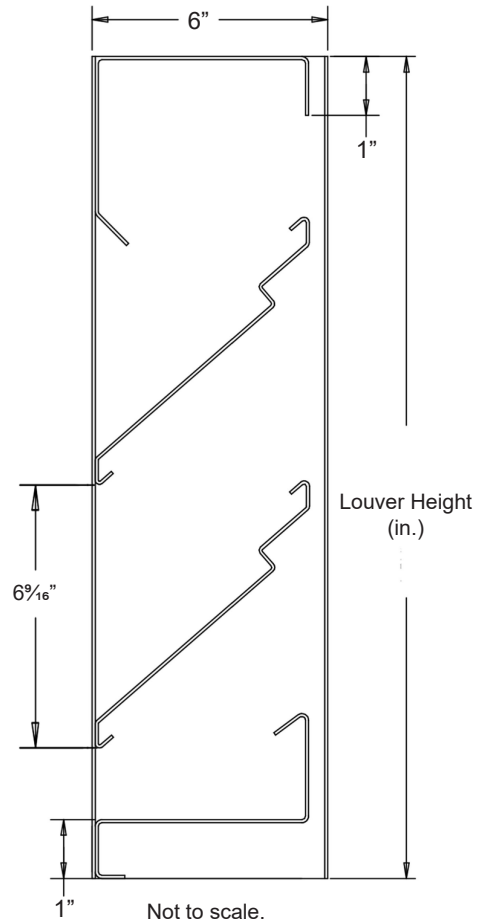
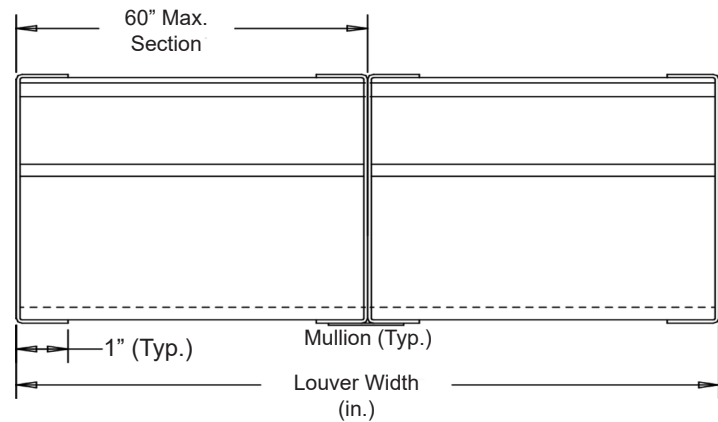
- Flange Frame available.
- Finishes - Enamels, Epoxies, etc.
- Screens - Insect screen 1 5/16 aluminum mesh,
 - or- 1/2" flattened aluminum, .051",
 - or- 1/4" sq. mesh, 18-GA galvanized steel, .047",
 - or- 1/2" sq. mesh, 18-GA stainless steel, .047",
- Others available.

NOTES

1. Nominal deductions will be made to the opening size given.
2. Average shipping weight is 8.5 lbs./sq.ft.

LOUVER SIZES

Min Panel	Max Single Panel
12"W x 12"H	60"W x 96"H



Item #	Qty	Width	Height	Width	Height	Mullion	Type	Location	Union Made
		Opening Size		Louver Size			Screens		
Arch. / Eng. :						EDR:	ECN:	Job:	
Contractor:									
Project:						Date:	DWN:	DWG:	



FREE AREA TABLE

		Free Area (sq.ft.)								
		Width (in.)								
		12"	18"	24"	30"	36"	42"	48"	54"	60"
Height (in.)	12"	.20	.32	.45	.57	.69	.81	.93	1.06	1.18
	24"	.59	.95	1.31	1.67	2.02	2.38	2.74	3.09	3.45
	36"	1.12	1.80	2.47	3.15	3.82	4.50	5.17	5.84	6.52
	48"	1.57	2.52	3.46	4.41	5.35	6.30	7.33	8.19	9.13
	60"	2.10	3.37	4.63	5.89	7.15	8.41	9.67	10.94	12.20
	72"	2.55	4.08	5.61	7.14	8.67	10.20	11.73	13.26	14.79
	84"	3.19	5.11	7.03	8.94	10.86	12.78	14.69	16.61	18.52
96"	3.39	5.42	7.45	9.48	11.51	13.55	15.58	17.61	19.64	